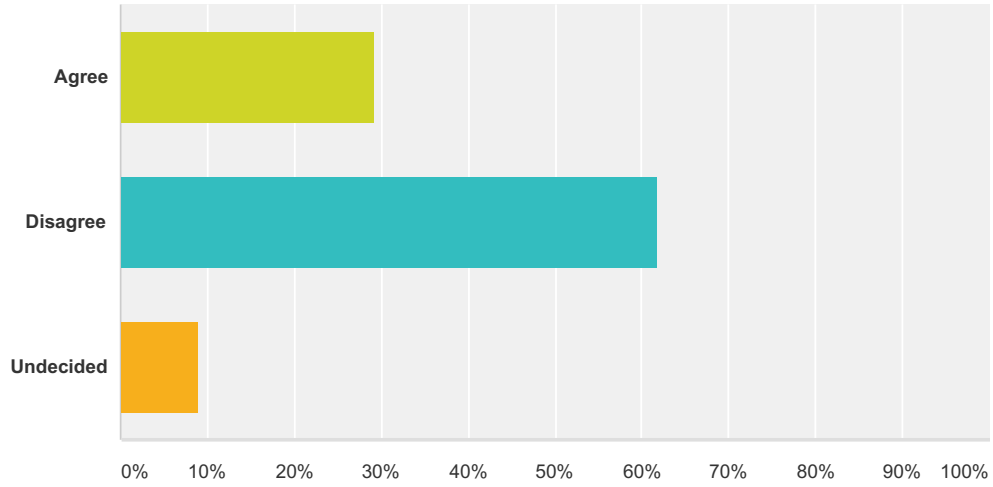


Q1 The City should have a strong, identifiable commercial area that provides a variety of goods and services to the community.

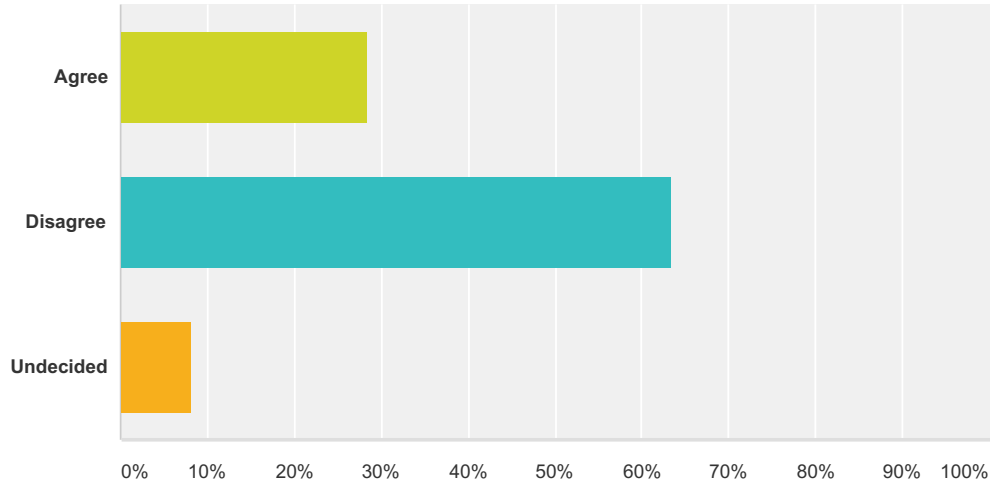
Answered: 123 Skipped: 0



Answer Choices	Responses	
Agree	29.27%	36
Disagree	61.79%	76
Undecided	8.94%	11
Total		123

Q2 Commercial Office or Industrial development should be encouraged to expand the tax base and provide employment opportunities.

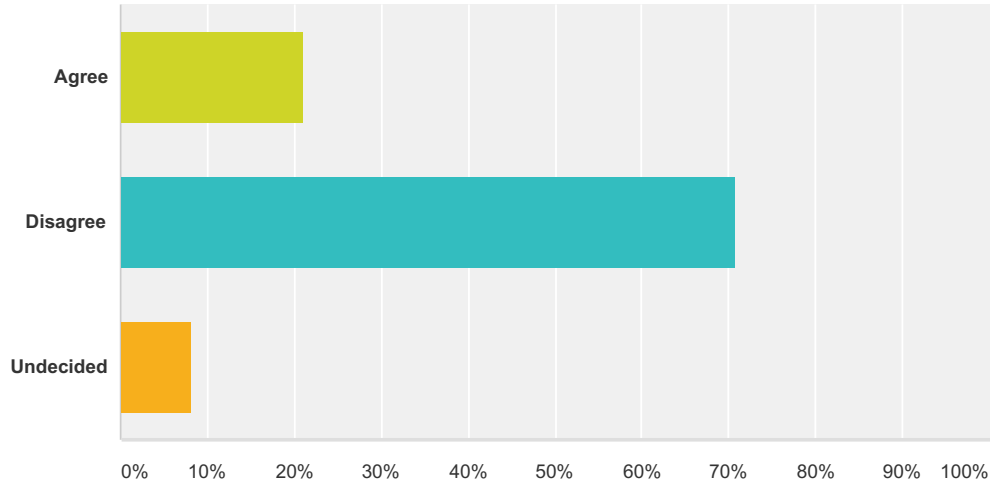
Answered: 123 Skipped: 0



Answer Choices	Responses	
Agree	28.46%	35
Disagree	63.41%	78
Undecided	8.13%	10
Total		123

Q3 The City should offer incentives, such as grant assistance, or tax or utility breaks to attract commercial and industrial development.

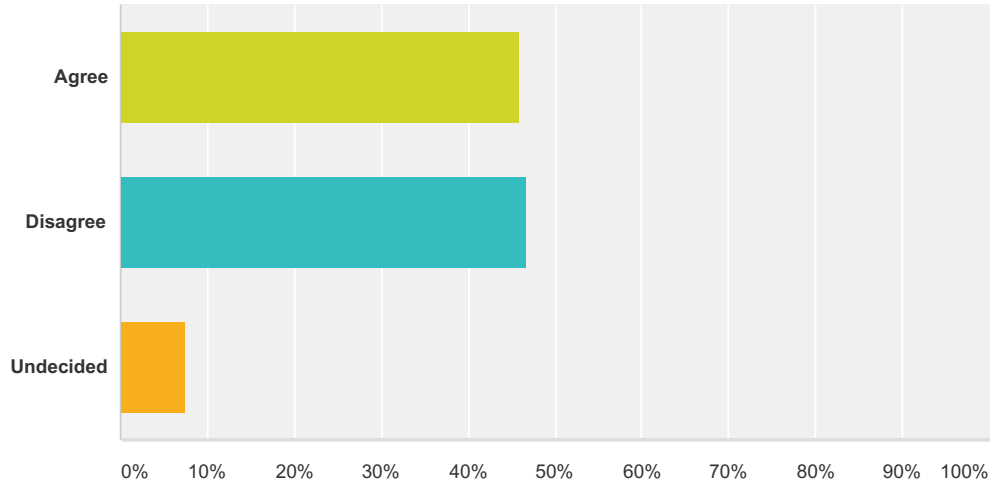
Answered: 123 Skipped: 0



Answer Choices	Responses	
Agree	21.14%	26
Disagree	70.73%	87
Undecided	8.13%	10
Total		123

Q4 The City, through the Comprehensive Plan, should designate areas for future commercial and industrial development.

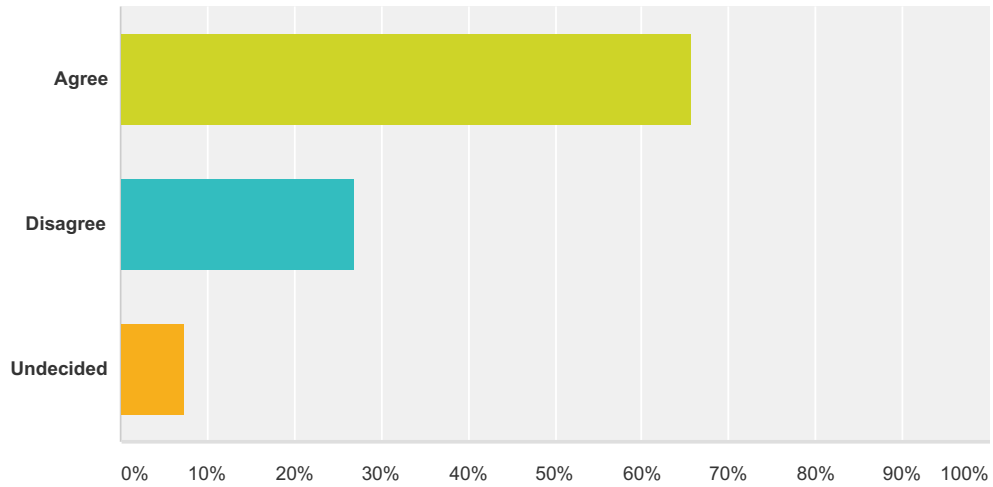
Answered: 120 Skipped: 3



Answer Choices	Responses
Agree	45.83% 55
Disagree	46.67% 56
Undecided	7.50% 9
Total	120

Q5 The City should continue to be developed as a predominately residential Community and not encourage commercial or industrial development.

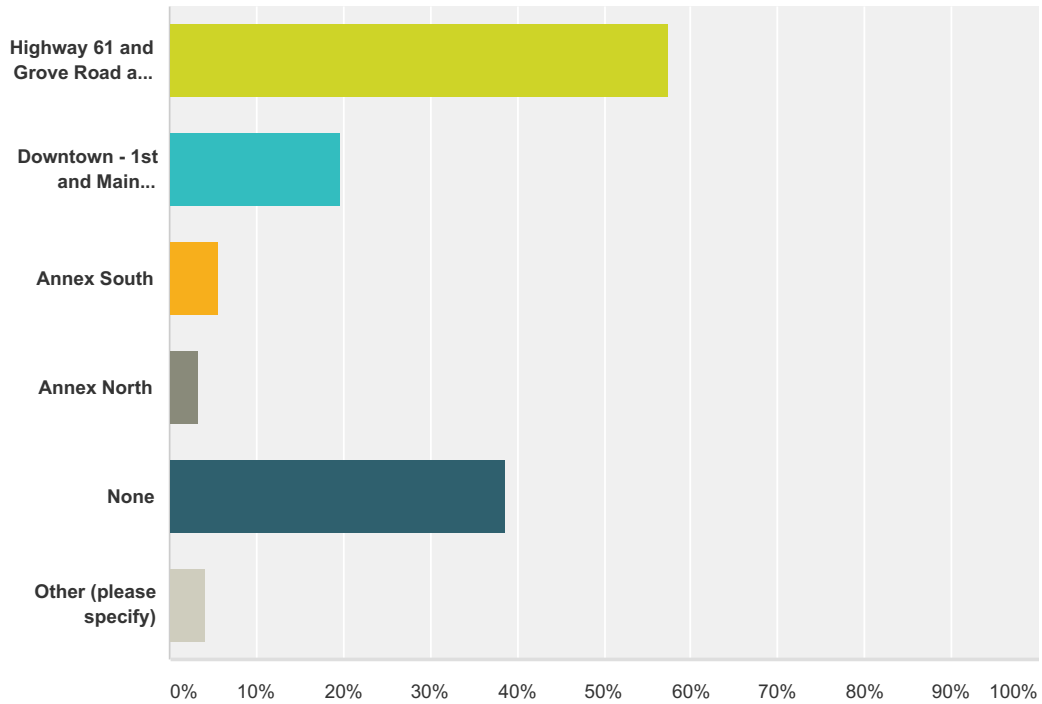
Answered: 123 Skipped: 0



Answer Choices	Responses	
Agree	65.85%	81
Disagree	26.83%	33
Undecided	7.32%	9
Total		123

Q6 If there were Commercial growth, what area, within the City limits or through future annexation would be your preference? Mark all that apply.

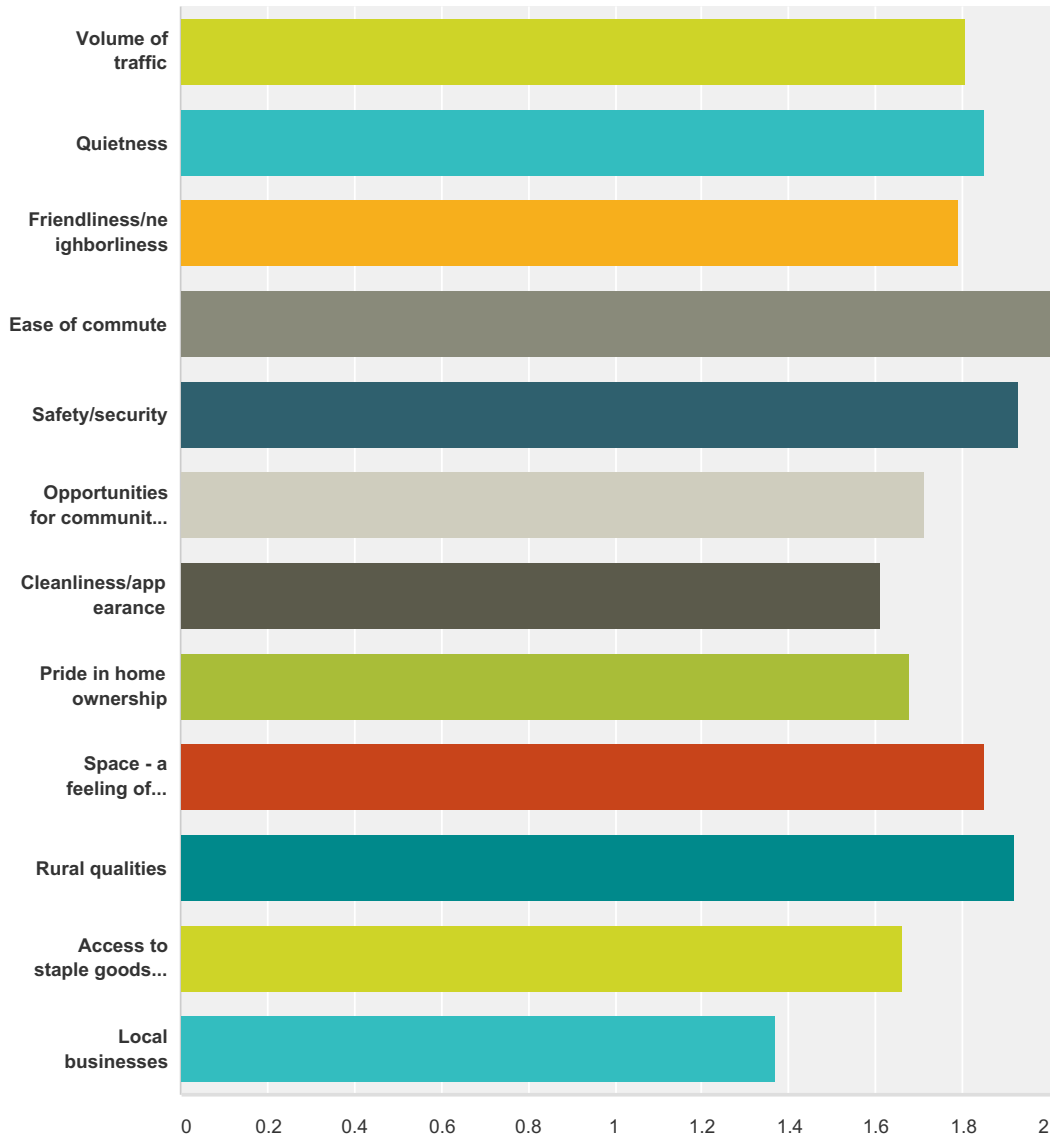
Answered: 122 Skipped: 1



Answer Choices	Responses
Highway 61 and Grove Road area - East	57.38% 70
Downtown - 1st and Main Streets area	19.67% 24
Annex South	5.74% 7
Annex North	3.28% 4
None	38.52% 47
Other (please specify)	4.10% 5
Total Respondents: 122	

Q7 Rate your level of satisfaction or dissatisfaction on the current areas by selecting the option that best describes your opinion.

Answered: 121 Skipped: 2



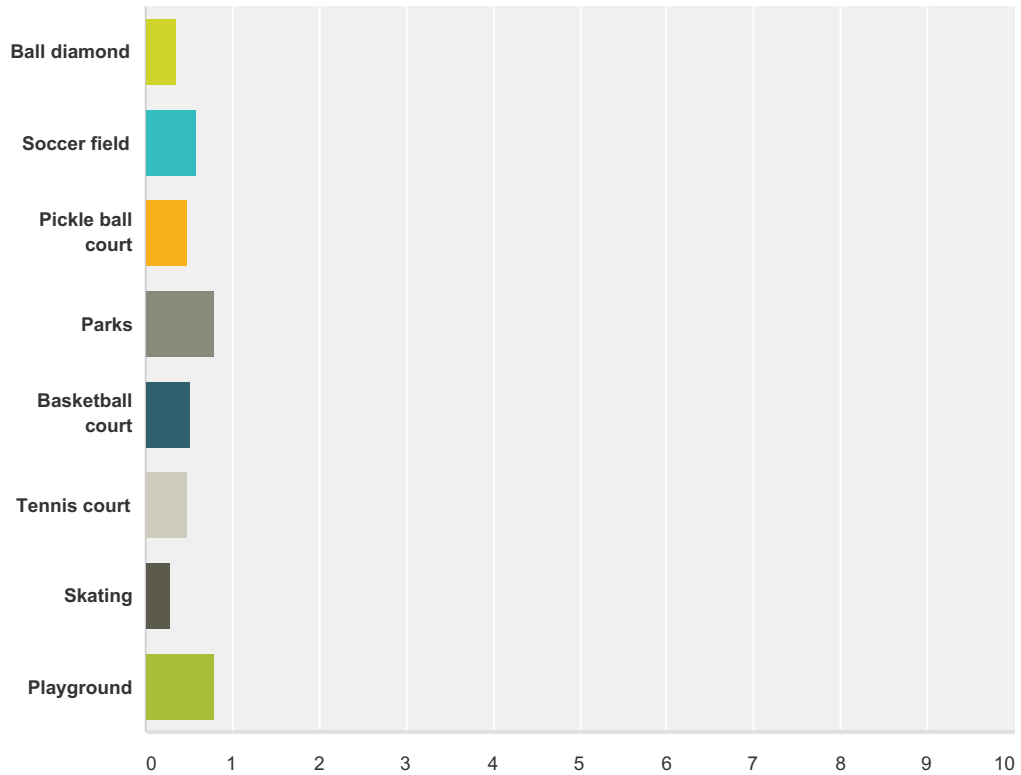
	Satisfied	Dissatisfied	Undecided	Total	Weighted Average
Volume of traffic	88.43% 107	7.44% 9	4.13% 5	121	1.81
Quietness	92.50% 111	7.50% 9	0.00% 0	120	1.85
Friendliness/neighborliness	85.00% 102	5.83% 7	9.17% 11	120	1.79
Ease of commute	100.00% 120	0.00% 0	0.00% 0	120	2.00

Long Grove Citizen Survey 2017

Safety/security	95.76% 113	2.54% 3	1.69% 2	118	1.93
Opportunities for community involvement	76.67% 92	5.83% 7	17.50% 21	120	1.71
Cleanliness/appearance	78.99% 94	17.65% 21	3.36% 4	119	1.61
Pride in home ownership	81.51% 97	13.45% 16	5.04% 6	119	1.68
Space - a feeling of openness	90.08% 109	4.96% 6	4.96% 6	121	1.85
Rural qualities	94.12% 112	2.52% 3	3.36% 4	119	1.92
Access to staple goods (bread, milk, etc.) and services (gas, doctors, etc.)	80.83% 97	15.00% 18	4.17% 5	120	1.66
Local businesses	59.17% 71	22.50% 27	18.33% 22	120	1.37

Q8 Recreation - In addition to existing recreation facilities/opportunities provided in Long Grove, the City should provide new or additional:

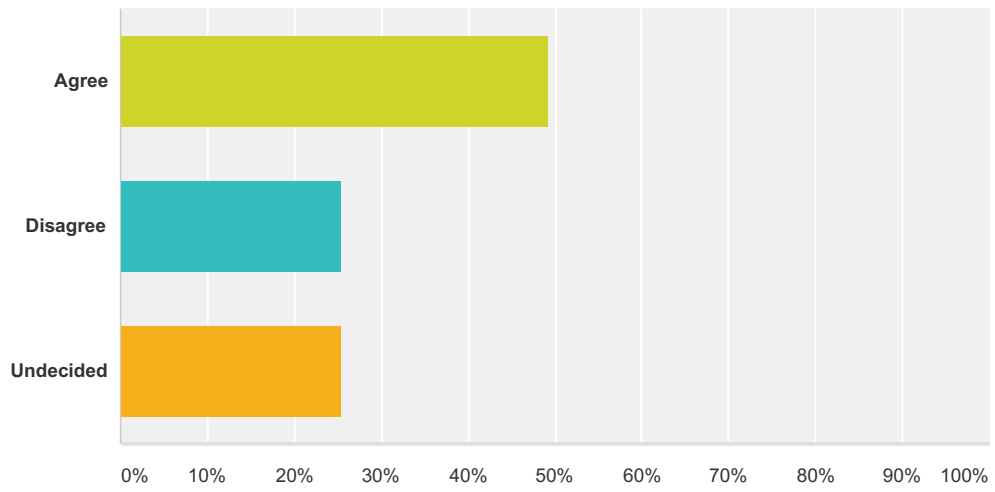
Answered: 120 Skipped: 3



	Agree	Disagree	Undecided	Total	Weighted Average
Ball diamond	11.86% 14	76.27% 90	11.86% 14	118	0.36
Soccer field	20.51% 24	62.39% 73	17.09% 20	117	0.58
Pickle ball court	16.95% 20	70.34% 83	12.71% 15	118	0.47
Parks	31.93% 38	52.94% 63	15.13% 18	119	0.79
Basketball court	17.24% 20	64.66% 75	18.10% 21	116	0.53
Tennis court	13.68% 16	66.67% 78	19.66% 23	117	0.47
Skating	6.84% 8	76.92% 90	16.24% 19	117	0.30
Playground	31.36% 37	51.69% 61	16.95% 20	118	0.80

Q9 The City should build a water treatment facility to improve water quality and safety.

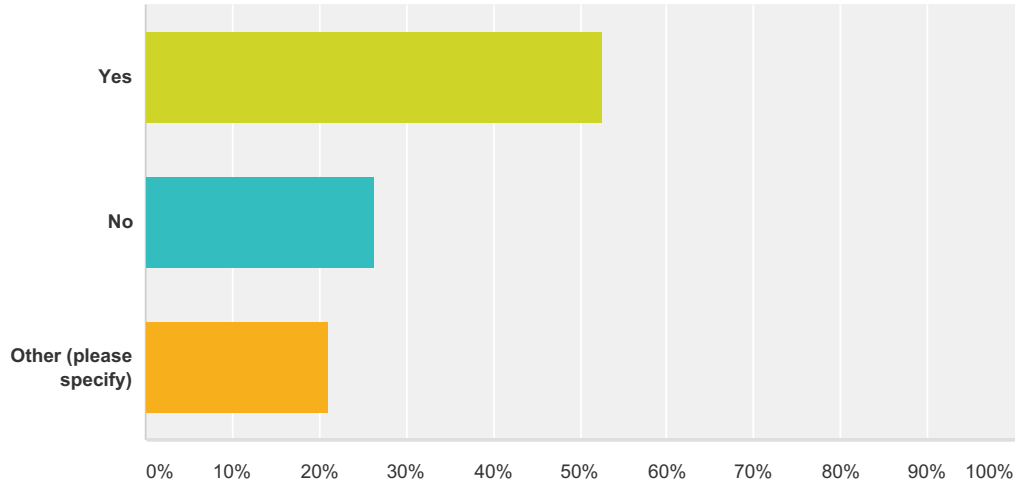
Answered: 122 Skipped: 1



Answer Choices	Responses
Agree	49.18% 60
Disagree	25.41% 31
Undecided	25.41% 31
Total	122

Q10 If you agree, would you be willing to pay for this through increases in utility rates and/or taxes?

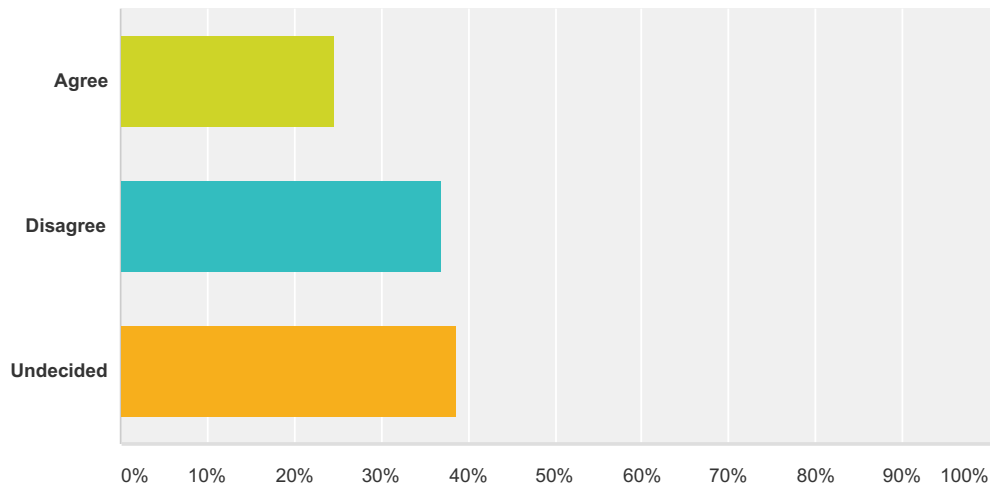
Answered: 76 Skipped: 47



Answer Choices	Responses	
Yes	52.63%	40
No	26.32%	20
Other (please specify)	21.05%	16
Total		76

Q11 The City should explore the possibility of selling city owned utilities.

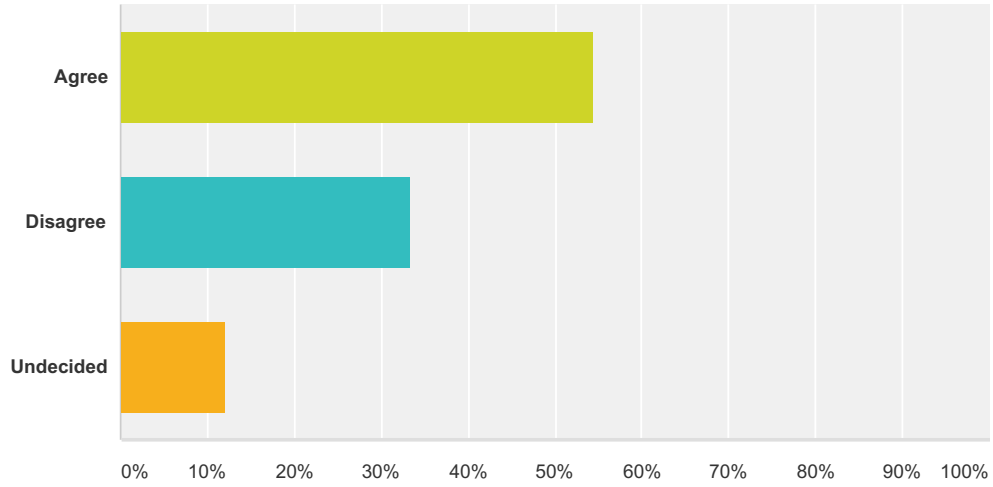
Answered: 122 Skipped: 1



Answer Choices	Responses
Agree	24.59% 30
Disagree	36.89% 45
Undecided	38.52% 47
Total	122

Q12 There should be sidewalks and/or bike paths/shared sidewalk paths allowing citizens safe access to all sections of the City.

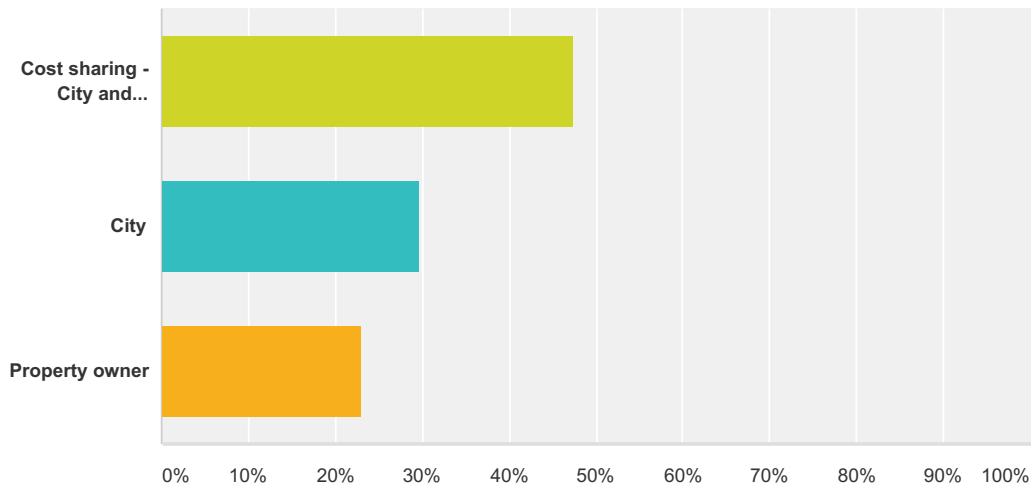
Answered: 123 Skipped: 0



Answer Choices	Responses
Agree	54.47% 67
Disagree	33.33% 41
Undecided	12.20% 15
Total	123

Q13 If you agree, funding should come from:

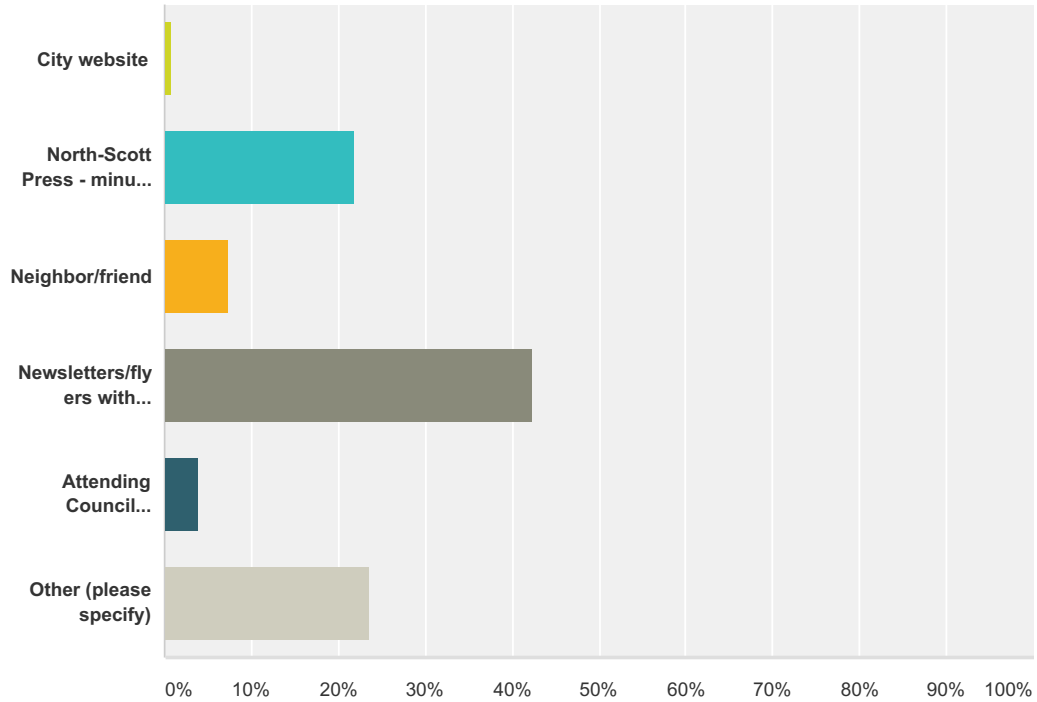
Answered: 74 Skipped: 49



Answer Choices	Responses
Cost sharing - City and property owner	47.30% 35
City	29.73% 22
Property owner	22.97% 17
Total	74

Q14 How do you currently receive your information concerning the City? Check the one that best describes your choice.

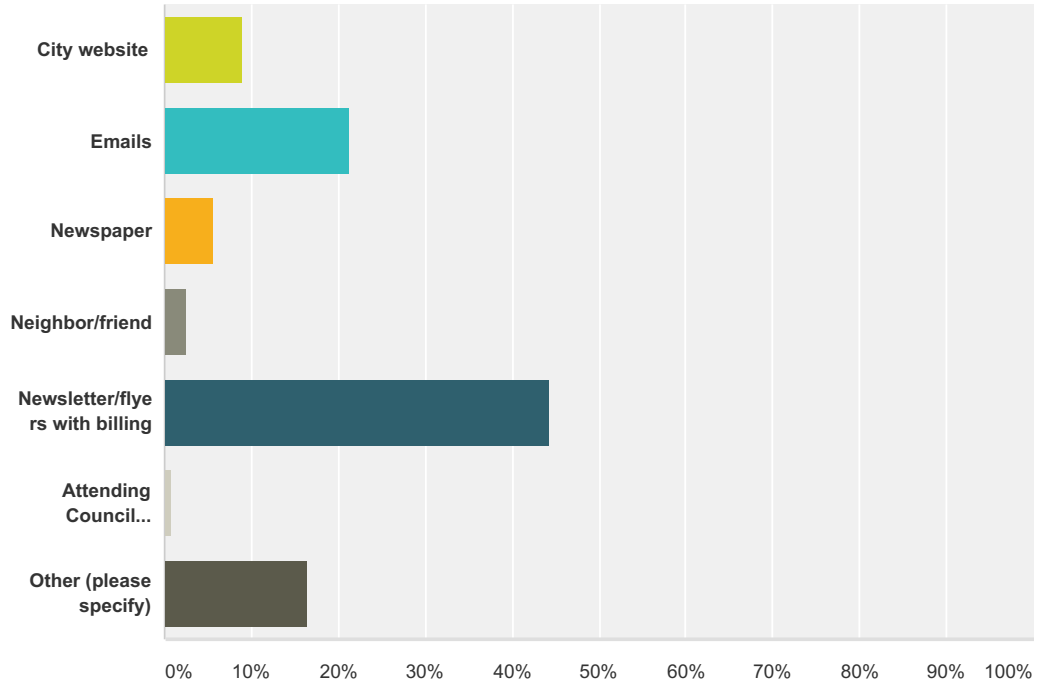
Answered: 123 Skipped: 0



Answer Choices	Responses
City website	0.81% 1
North-Scott Press - minutes and announcements	21.95% 27
Neighbor/friend	7.32% 9
Newsletters/flyers with billing	42.28% 52
Attending Council meetings	4.07% 5
Other (please specify)	23.58% 29
Total	123

Q15 How would you like receive your information concerning the City in the future? Check the one that best describes your choice.

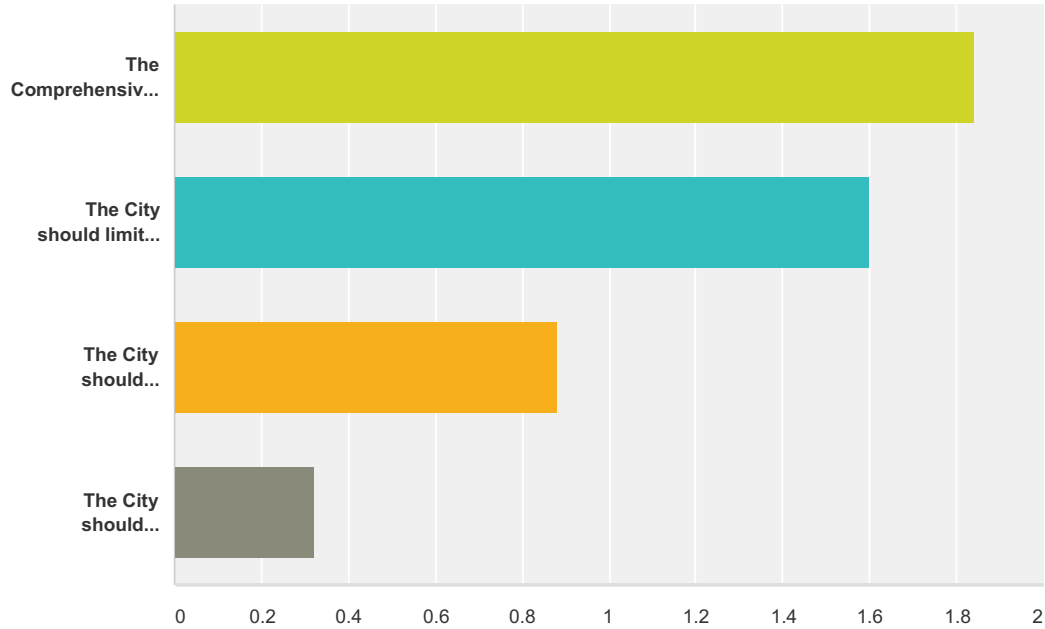
Answered: 122 Skipped: 1



Answer Choices	Responses
City website	9.02% 11
Emails	21.31% 26
Newspaper	5.74% 7
Neighbor/friend	2.46% 3
Newsletter/flyers with billing	44.26% 54
Attending Council meetings	0.82% 1
Other (please specify)	16.39% 20
Total	122

Q16 Housing & Land Use - Please respond to each statement by choosing the option that best describes your opinion of each statement.

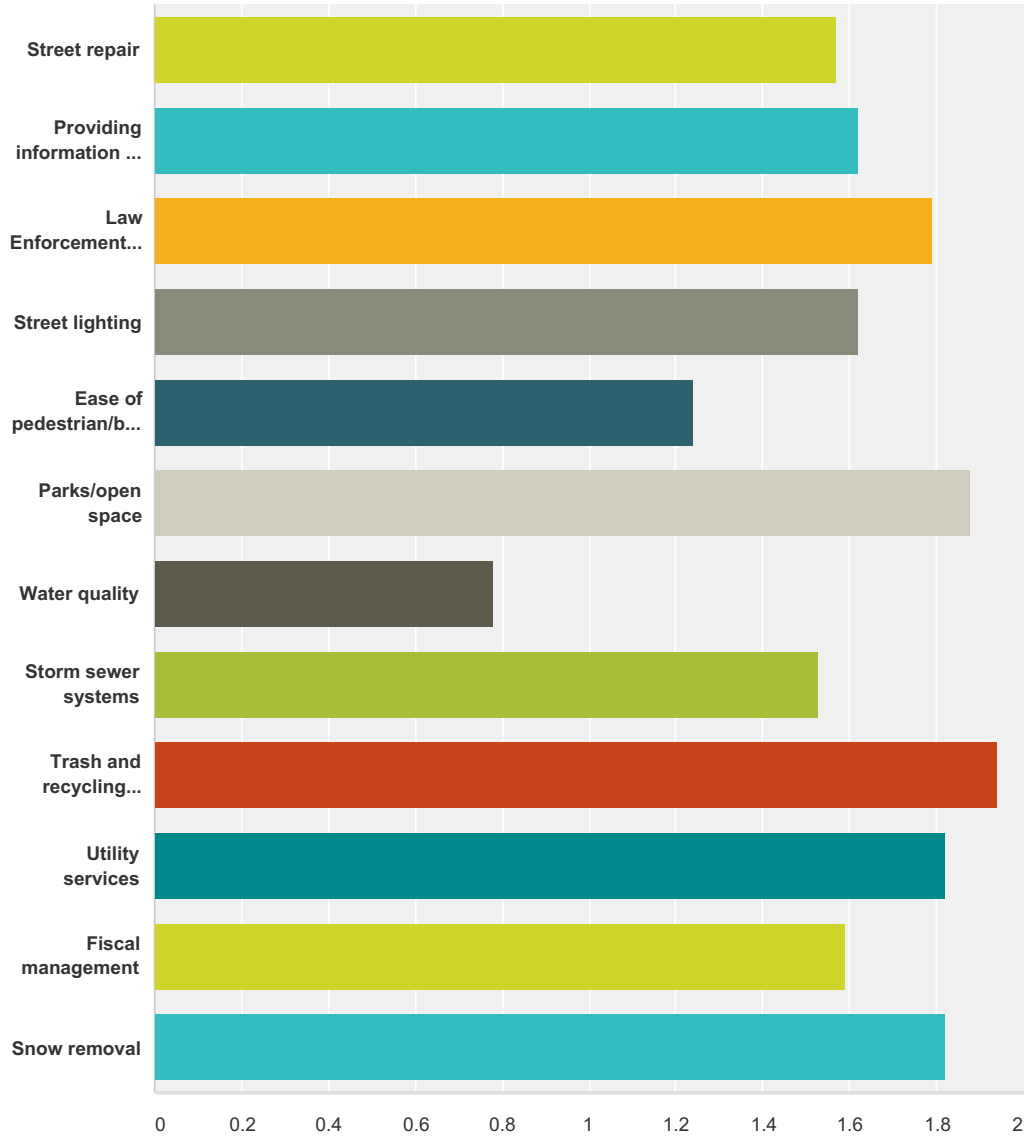
Answered: 122 Skipped: 1



	Agree	Disagree	Undecided	Total	Weighted Average
The Comprehensive Plan should identify the type and location of future housing in the City.	88.33% 106	4.17% 5	7.50% 9	120	1.84
The City should limit new construction to single-family, owner occupied dwellings.	77.69% 94	17.36% 21	4.96% 6	121	1.60
The City should encourage the construction of elderly housing.	31.67% 38	44.17% 53	24.17% 29	120	0.88
The City should encourage the construction of apartment complexes, condominiums, townhouses or other multi-family housing.	14.05% 17	81.82% 99	4.13% 5	121	0.32

Q17 Services - Please respond to each statement by choosing the option that best describes your opinion of each of the services provided by the City.

Answered: 122 Skipped: 1



	Satisfied	Dissatisfied	Undecided	N/A	Total	Weighted Average
Street repair	73.33% 88	17.50% 21	7.50% 9	1.67% 2	120	1.57
Providing information to residents	75.00% 90	13.33% 16	10.83% 13	0.83% 1	120	1.62
Law Enforcement (Scott County Sheriff)	86.89% 106	8.20% 10	4.10% 5	0.82% 1	122	1.79
Street lighting	79.51% 97	17.21% 21	3.28% 4	0.00% 0	122	1.62

Long Grove Citizen Survey 2017

Ease of pedestrian/bike travel	55.74% 68	31.97% 39	11.48% 14	0.82% 1	122	1.24
Parks/open space	92.50% 111	5.00% 6	2.50% 3	0.00% 0	120	1.88
Water quality	30.25% 36	51.26% 61	13.45% 16	5.04% 6	119	0.78
Storm sewer systems	69.75% 83	18.49% 22	8.40% 10	3.36% 4	119	1.53
Trash and recycling collection	96.72% 118	2.46% 3	0.82% 1	0.00% 0	122	1.94
Utility services	87.70% 107	8.20% 10	1.64% 2	2.46% 3	122	1.82
Fiscal management	64.71% 77	6.72% 8	26.89% 32	1.68% 2	119	1.59
Snow removal	88.52% 108	7.38% 9	2.46% 3	1.64% 2	122	1.82

Q18 Please enter the code number attached to the top right side of the survey.

Answered: 122 Skipped: 1